

Children Are The Future (34 Panels)

This exhibit consists of one 10-panel and four 6-panel self-standing units and is shipped in three containers.

Layout:

The complete exhibit needs approximately 1,000 square feet of floor space. It does not require electric service since it is illuminated by the general room lighting. The exhibit is designed to be flexible in its configuration. If space is limited, it can be displayed as a one-sided unit with fewer graphics. Please refer to the attached **Exhibit layout** for placement of the graphics on the panels.

Assembly:

The exhibit requires no special tools for assembly. The steel frame snaps together and the fabric graphics are attached to the frames with wings nuts, included with the exhibit, as shown in the attached diagram (#5). The exhibit is 7 feet tall and could require a ladder for assembly. It will take four people approximately one hour to completely assemble the full exhibit.

Suggested assembly order for the 10 sided unit:

1. Assemble **Vertical Joints** with male connectors on the ground (#1 and #2)
2. Assemble **End Pieces**
3. Lay two assembled **Vertical Joints** on the ground and connect with two **Horizontals**. Note that the title panel is a double-wide panel and has two custom-sized horizontals, which together make up the 8-foot center horizontal. They are labeled and packed separately.
4. Attach four (4) **Horizontals** to frame
5. Attach the **End Piece** to the **Horizontals**
6. Carefully tilt the frame to an upright position
7. Attach the remaining four (4) **Horizontals** followed by their **End Pieces**
8. Attach **Graphics**

Suggested assembly order for the 6 sided units:

1. Assemble **Vertical Joints** with male connectors on the ground (#1 and #2)
2. Assemble **End Pieces**
3. Lay assembled **Vertical Joint** on the ground and connect four **Horizontals**.
4. Attach the **End Pieces** to the **Horizontals**
5. Carefully tilt the frame to an upright position
6. Attach the remaining two **Horizontals** followed by their **End Piece**
7. Attach the **Graphics**

Packing and shipping:

Each exhibit part is packed in a canvas bag, this helps protect the surface of the steel from being scratched and dented. The exhibit is shipped in three plastic containers (17" X 19" X 54" weighting approximately 135 pounds each). Please use *tie wraps* to secure the two locks on the container when packing for return shipping. FedEx labels are included and should be wrapped around the handle of the container. Labels on the side of the container tend to fall off and containers could be lost during shipping. Each container should be insured (Declared Value) for \$1,300.00 or a total of \$4,000.00 for the entire shipment.

Inventory:**Graphics**

34 color panels, (2 alternative panels from the "Building a Culture of Peace" exhibit are included)

Frames

Five (5) self-standing steel frame units (7 feet)

One (1) 10-sided frame (10 feet)

- 2 vertical joints – male
- 2 vertical joints – female
- 10 horizontals
- 4 end pieces male
- 4 end pieces female

Four (4) 6-sided frames (7 feet)

- 1 vertical male - total of 4 pieces
- 1 vertical female - total of 4 pieces
- 6 horizontals – total of 24 pieces
- 3 end pieces male- total of 12 pieces
- 3 end pieces female - total 12 pieces

Hardware

One Hundred (100) #10 (3 /16th) washers

One hundred (100) 10-24 wing nuts

One Hundred (100) 24 x 2 phillips round head screws

Extra Supplies

Ten frame pin clips, plastic tie wraps to secure each clasp on shipping cases and Federal Express Shipping Tags

Children Are the Future

Exhibit layout

The exhibit is comprised of 5 self standing units 7 ft tall

The exhibit frames are constructed in light weight steel, the graphics are printed on fabric panels.

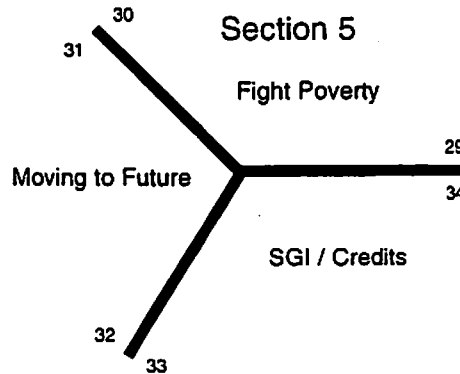
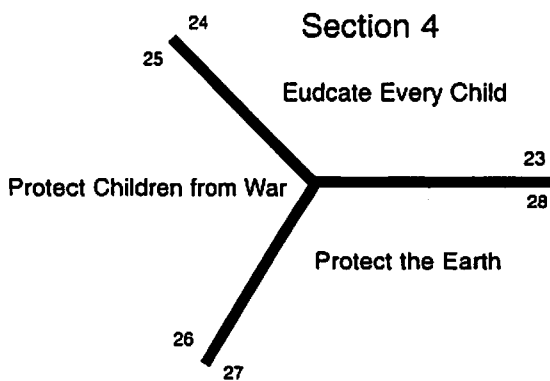
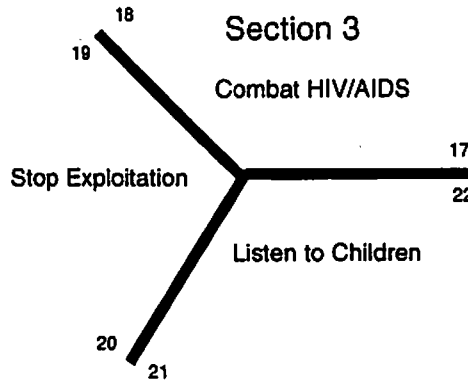
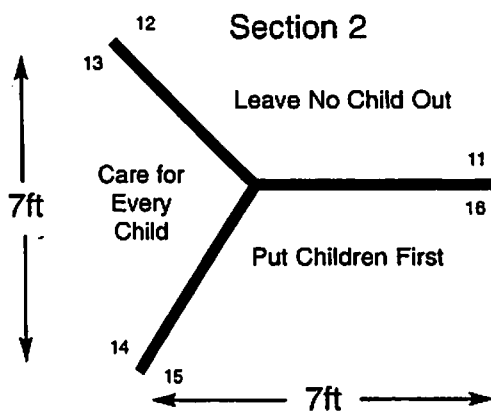
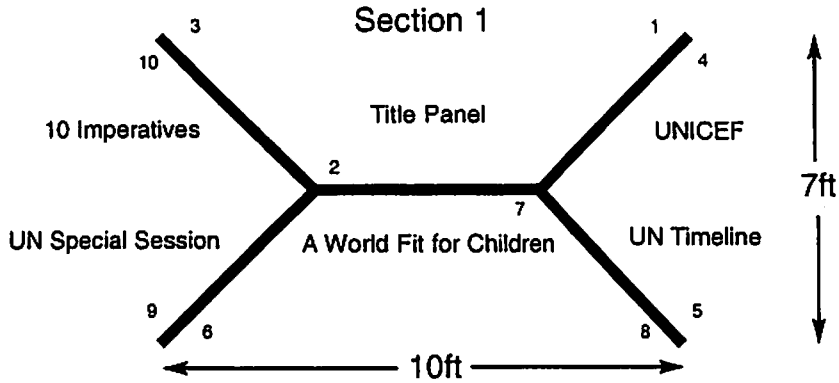
Approximately 1000 Sq ft required for complete display

No tools needed for assembly or additional lighting is required


The arrangement of exhibit sections is flexible.

Please note the preferred order of the graphics on the exhibit frames

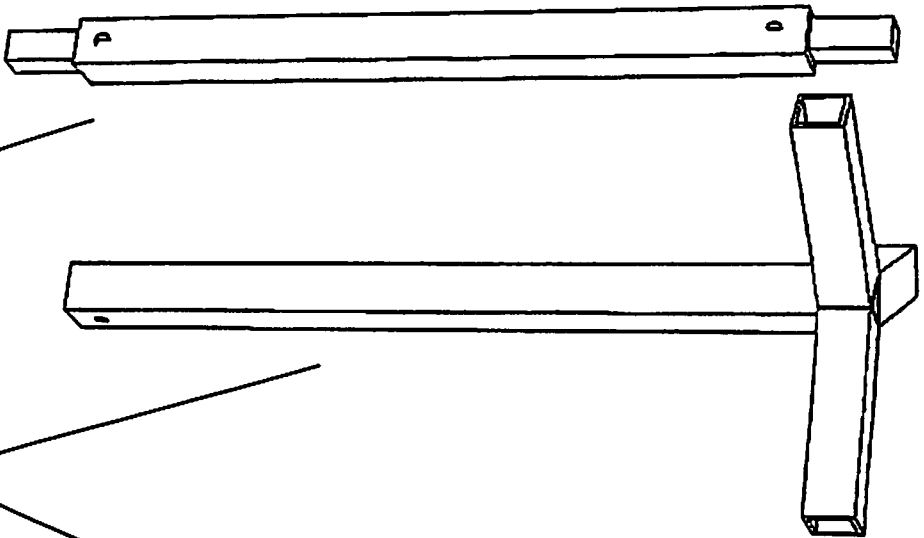
Assembly takes app 1 hour with 4 people (2 people minimum)



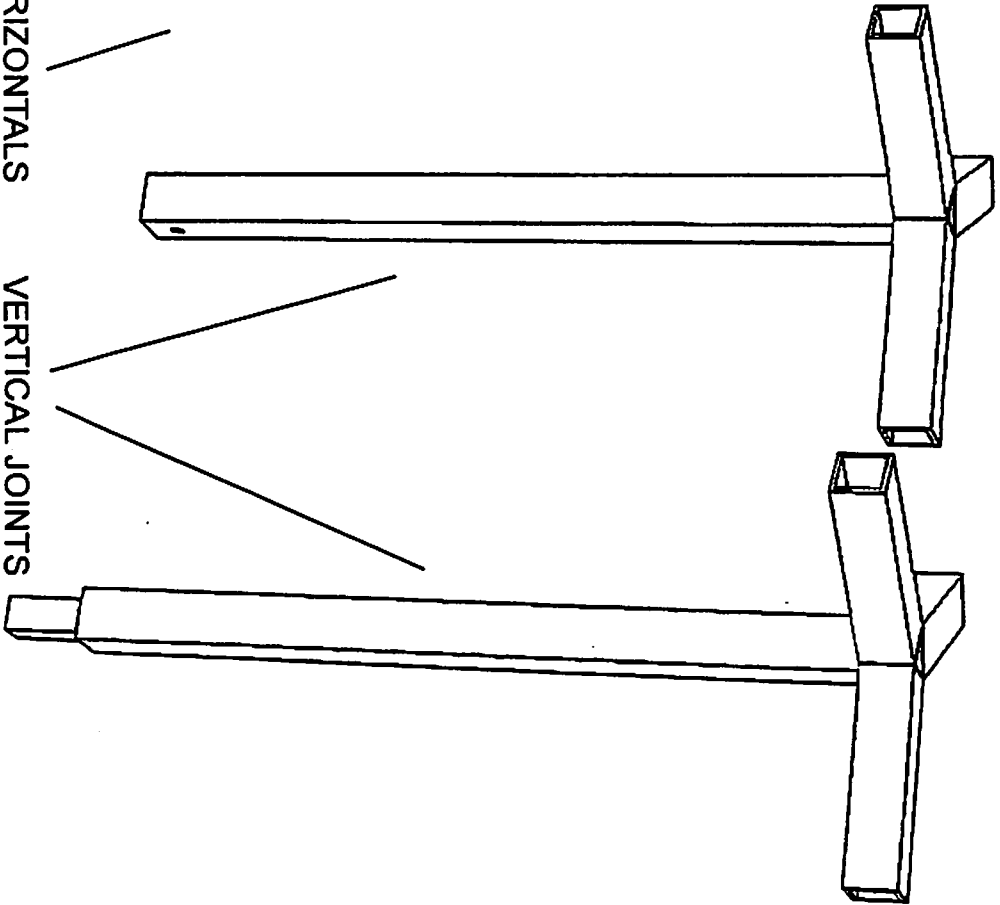
END PIECES
MALE & FEMALE



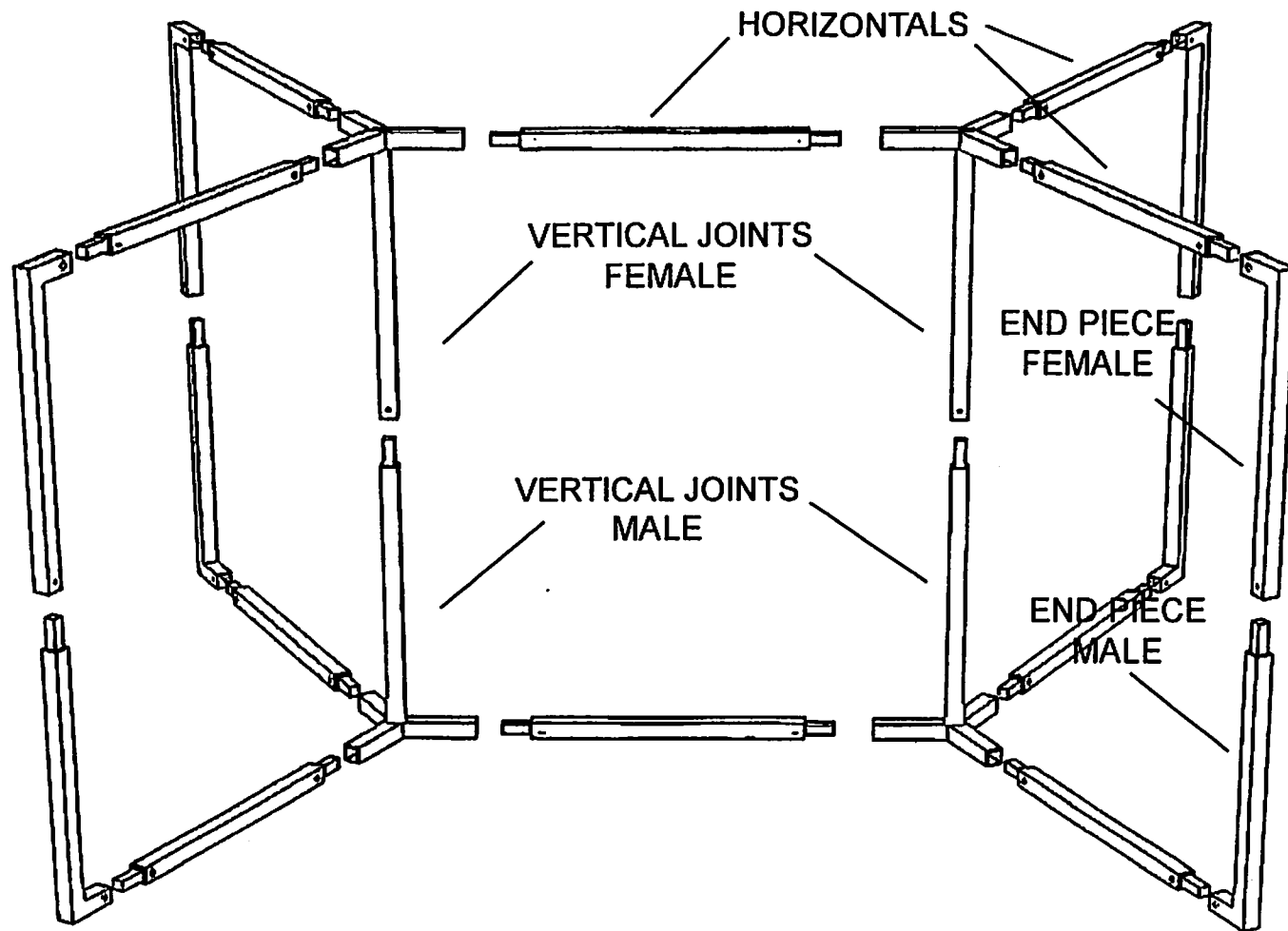
HORIZONTALS



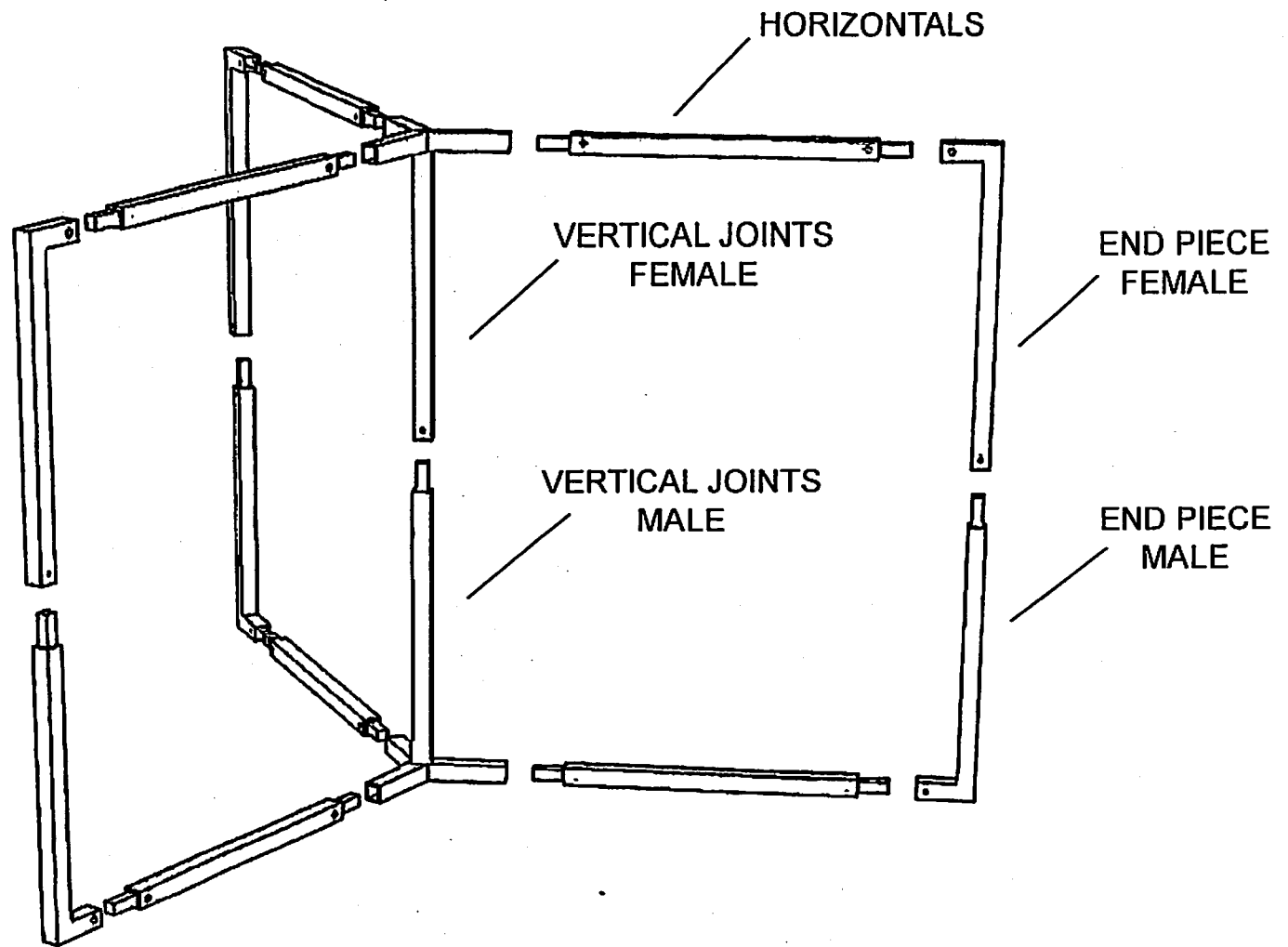
VERTICAL JOINTS
MALE & FEMALE



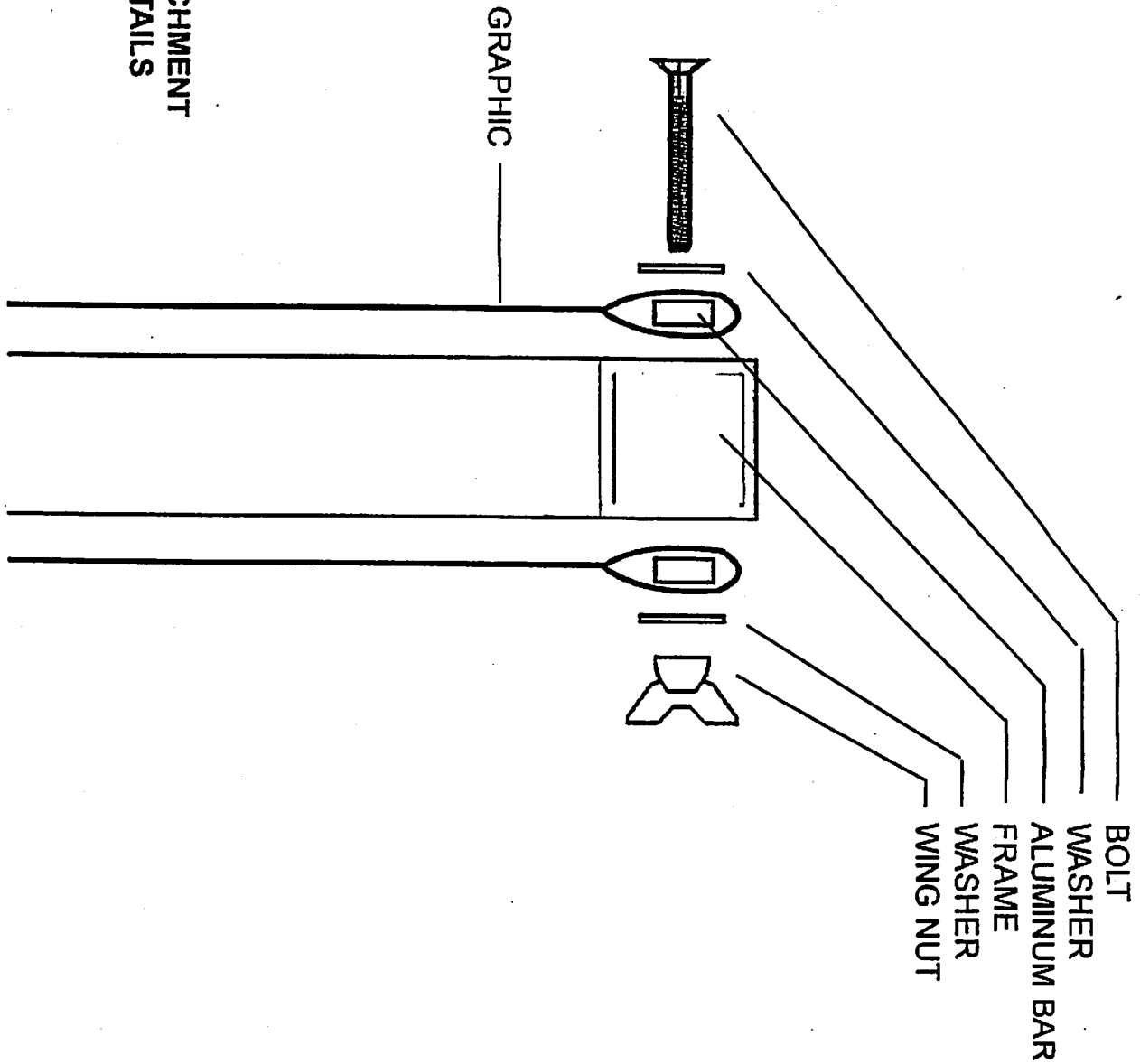
All pieces are made of 3/4" square tubing. Pins are 1/2" square tubing.



**EXPLODED VIEW
OF FRAME #1**



**EXPLODED VIEW
OF FRAME #2**



**ATTACHMENT
 DETAILS**